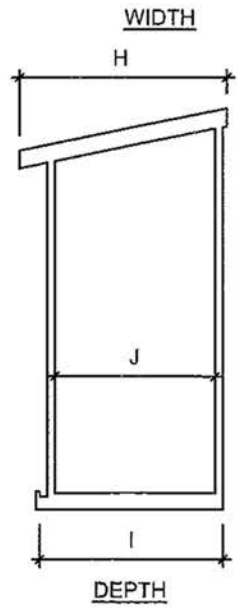
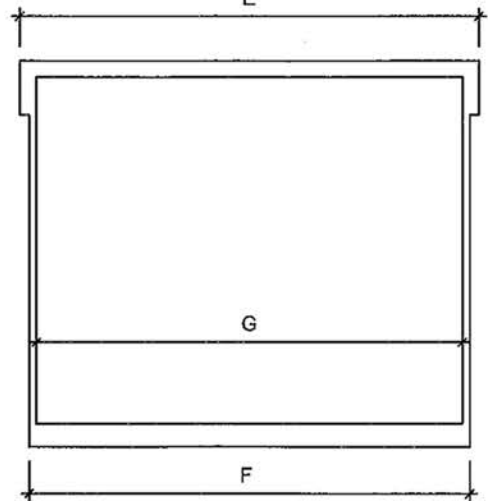
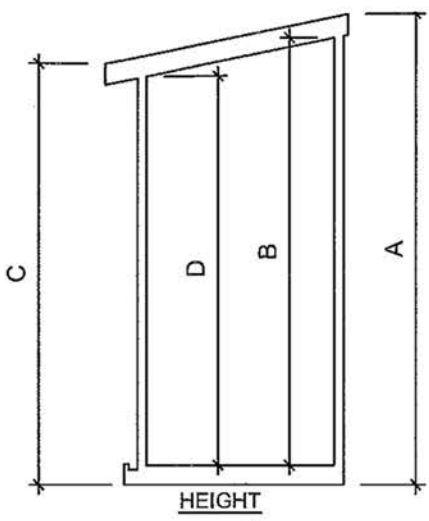




YARDSAVER 8x3 SHED SPECIFICATION

Western Red Cedar Shingle Roof
 All framing components are nominal 2"x3"
 Floor consist of 2"x 4" joist and 5/8" plywood
 Wood siding is Bevel Siding
 Window panel can be placed on front left or right side of the shed
 All windows are plexi glass windows - 1/8" thick



Measurements for Yardsaver		
Dimension (metric in brackets)		
Size	8' x 3' (2438x914)	
Height	A	80" (2032)
	B	72" (1829)
	C	68" (1727)
	D	63 1/2" (1613)
Width	E	94" (2388)
	F	90" (2286)
	G	87" (2210)
Depth	H	44" (1118)
	I	36" (914)
	J	31 1/2" (800)
	Door Opening	(1070x1615)
Window Opening	(451x682) Non-functional window	
Weight	(204.12 kg)	

※天然木を使用しているため、また組み立て式のため、実際の寸法とは多少異なります。

